



Caro Cliente.

Não moemos e não misturamos
Matéria Prima.



























Mantemos a propriedade da Borracha
produzida pelos maiores fabricantes de
pneus do mundo.
























Cortamos, laminamos e torneamos
Borrachas / Lonas, extraída de pneus gigantes.










Nosso objetivo é atendê-los, fornecendo
peças com maior resistência e
preços acessíveis.

Fabricamos peças com medida padrão,
com alterações nos diâmetros
ou sob medida, de acordo com a necessidade.



	<p>BM660 BUCHA DO TRUCK RODOVIÁRIO C/ABA</p> <p>INT: 37 EXT: 61 COMP: 51</p>			<p>BM661 BUCHA DO TRUCK RODOVIÁRIO S/ABA</p> <p>INT: 37 EXT: 61 COMP: 51</p>																																					
	<p>BM662 BUCHA DO TRUCK RANDON C/ABA</p> <p>INT: 37 EXT: 70 COMP: 51</p>			<p>BM663 BUCHA DO TRUCK RANDON S/ABA</p> <p>INT: 37 EXT: 70 COMP: 51</p>																																					
	<p>BM664 BUCHA TIRANTE CARRETA PASTRE SIMPLES</p> <p>INT: 35 EXT: 67 COMP: 44</p>		<p>BM665 BUCHA TIRANTE CARRETA PASTRE DUPLA</p> <p>INT: 35 EXT: 67 COMP: 89</p>		<p>BM666 BUCHA TIRANTE CARRETA RECRUSUL SEM TUBOAOÇO</p> <p>INT: 34 EXT: 70 COMP: 90</p>																																				
	<p>BM667 BUCHA TIRANTE CARRETA KRONE GOTTI</p> <p>INT: 37 EXT: 60 COMP: 110</p>		<p>BM668 BUCHA TIRANTE ADAPTAÇÃO 2013</p> <p>INT: 38 EXT: 80 COMP: 90</p>		<p>BM669 BUCHA TIRANTE ADAPTAÇÃO 2013</p> <p>INT: 45 EXT: 80 COMP: 90</p>																																				
	<p>BM670 BUCHA TIRANTE TRUCK NOMA/GOYDO</p> <p>INT: 37 EXT: 70 COMP: 45</p>		<p>BM671 BUCHA TIRANTE TRUCK ITO</p> <p>INT: 25 EXT: 69 COMP: 50</p>		<p>BM672 BUCHA TIRANTE TRUCK ITO</p> <p>INT: 28 EXT: 69 COMP: 50</p>																																				
	<p>BM673 BUCHA CARRETA CONTIN CÔNICA</p> <p>INT: 38 EXT: 70/79 COMP: 45</p>		<p>BM674 BUCHA RODOVIÁRIA RANDON CÔNICA SUPER LEVE C/ TUBOAOÇO</p> <p>INT: 30 EXT: 46/56 COMP: 63</p>		<p>BM675 BUCHA CARRETA FNV. CÔNICA C/ TUBOAOÇO</p> <p>INT: 32 EXT: 46/56 COMP: 60</p>																																				
	<p>VENDAS (32) 99817-5588 (32) 3571-1890 (32) 3571-2370</p> <p>arteborrachasltda@hotmail.com artebor@rdinet.com.br www.arteborrachas.com.br</p>		<p>BM677 BATENTE DO TRUCK C/ MOLAS DE CARRETA</p> <table border="1"> <thead> <tr> <th></th> <th>A</th> <th>B</th> <th>C</th> </tr> </thead> <tbody> <tr> <td>COMP:</td> <td>350</td> <td>350</td> <td>350</td> </tr> <tr> <td>LARG:</td> <td>90</td> <td>90</td> <td>90</td> </tr> <tr> <td>ALT:</td> <td>20</td> <td>30</td> <td>40</td> </tr> </tbody> </table>		A	B	C	COMP:	350	350	350	LARG:	90	90	90	ALT:	20	30	40		<p>BM678 BATENTE TRUCK</p> <table border="1"> <thead> <tr> <th></th> <th>A</th> <th>B</th> <th>C</th> </tr> </thead> <tbody> <tr> <td>COMP:</td> <td>350</td> <td>350</td> <td>350</td> </tr> <tr> <td>LARG:</td> <td>80</td> <td>80</td> <td>80</td> </tr> <tr> <td>ALT:</td> <td>20</td> <td>30</td> <td>40</td> </tr> </tbody> </table>		A	B	C	COMP:	350	350	350	LARG:	80	80	80	ALT:	20	30	40				
	A	B	C																																						
COMP:	350	350	350																																						
LARG:	90	90	90																																						
ALT:	20	30	40																																						
	A	B	C																																						
COMP:	350	350	350																																						
LARG:	80	80	80																																						
ALT:	20	30	40																																						
	<p>BM679 BATENTE TRUCK COM ENCAIXE</p> <table border="1"> <thead> <tr> <th></th> <th>A</th> <th>B</th> </tr> </thead> <tbody> <tr> <td>COMP:</td> <td>260</td> <td>260</td> </tr> <tr> <td>LARG:</td> <td>80</td> <td>80</td> </tr> <tr> <td>ALT:</td> <td>20</td> <td>30</td> </tr> </tbody> </table>		A	B	COMP:	260	260	LARG:	80	80	ALT:	20	30		<p>BM680 BATENTE MOLA 608. D</p> <table border="1"> <thead> <tr> <th></th> <th>A</th> <th>B</th> </tr> </thead> <tbody> <tr> <td>COMP:</td> <td>300</td> <td>350</td> </tr> <tr> <td>LARG:</td> <td>60</td> <td>60</td> </tr> <tr> <td>ALT:</td> <td>18</td> <td>18</td> </tr> </tbody> </table>		A	B	COMP:	300	350	LARG:	60	60	ALT:	18	18		<p>BM681 BATENTE MOLA 709/912</p> <table border="1"> <thead> <tr> <th></th> <th>A</th> <th>B</th> </tr> </thead> <tbody> <tr> <td>COMP:</td> <td>350</td> <td>350</td> </tr> <tr> <td>LARG:</td> <td>70</td> <td>70</td> </tr> <tr> <td>ALT:</td> <td>18</td> <td>22</td> </tr> </tbody> </table>		A	B	COMP:	350	350	LARG:	70	70	ALT:	18	22
	A	B																																							
COMP:	260	260																																							
LARG:	80	80																																							
ALT:	20	30																																							
	A	B																																							
COMP:	300	350																																							
LARG:	60	60																																							
ALT:	18	18																																							
	A	B																																							
COMP:	350	350																																							
LARG:	70	70																																							
ALT:	18	22																																							

	BM682 SAPATA 5ª RODA		BM683 BATENTE MOLA SCÂNIA		BM684 BATENTE MOLA BESTA S/ BICO
CL	A B C COMP: 250 250 250 LARG: 100 100 100 ALT: 18 20 22	CL	A B C COMP: 250 250 250 LARG: 95 95 95 ALT: 20 25 30	CL	
	BM685 BATENTE MOLA BESTA C/ BICO		BM686 BATENTE MOLA H100 S/ BICO		BM687 BATENTE MOLA H100 C/ BICO
CL		CL		CL	
	BM688 BATENTE MOLA DT. SPRINTER INFERIOR		BM689 BATENTE MOLA DT. SPRINTER SUPERIOR		VENDAS ☎ (32) 99817-5588 ☎ (32) 3571-1890 ☎ (32) 3571-2370 ✉ arteborrachas@arteborrachas.com.br ✉ artebor@rdnet.com.br www.arteborrachas.com.br
CL	COMP: 95 LARG: 27/40 ALT: 30	CL	COMP: 95 LARG: 30/60 ALT: 30		
	BM691 CALÇO PARA ABRAÇA- DEIRA DE MOLAS.	MERCEDES			BM692 BUCHA MOLA TR. 709 / 912 PARTE DT. BIPARTIDA
CL / SL	ENCAIXE INTERNO 60 / 70 / 80 / 90 / 100			SL	ORIG. 688.320.0044
	BM693 BUCHA MOLA TR. 709 / 912 PARTE TR. BIPARTIDA		BM694 BUCHA ESTABILIZADOR 608 / 709 C/ TUBO DT / TR (CARRETEL) BIPARTIDO		BM695 BUCHA ESTABILIZADOR 912 / 914 C/ TUBO DT / TR (CARRETEL) BIPARTIDO
SL		SL / CL		SL / CL	
	BM696 BUCHA DO OLHO DA MOLA DIANTEIRO 608 / 709		BM697 SUPORTE BAIANO TRANSMISSÃO MB ANTIGO		BM698 SUPORTE BAIANO TRANSMISSÃO MB MODERNO
SL / CL	INT: 30 EXT: 43 COMP: 40	SL / CL	INT: 16 EXT: 28/32 COMP: 17	SL / CL	INT: 16 EXT: 32 COMP: 22
	BM699 BUCHA DA MOLA MB 180 - TRASEIRO		BM700 BUCHA ESTABILIZADOR 608D / 709D - DIANTEIRO		BM701 BUCHA ESTABILIZADOR 709 / 712 - DIANTEIRO
SL / CL	INT: 30 EXT: 43 COMP: 45	SL / CL	INT: 30 EXT: 45/47 COMP: 50	SL / CL	INT: 26 EXT: 44/48 COMP: 50
		ORIG. 309.323.085		ORIG. 308.323.7085	
	BM702 BUCHA ESTABILIZADOR 912 / 914 - DIANTEIRO		BM703 BUCHA ESTABILIZADOR 608 / 709 - TRASEIRO		BM704 BUCHA ESTABILIZADOR 712 / 809 / 812 - TRASEIRO
SL / CL	INT: 36 EXT: 53 / 56 COMP: 50	SL / CL	INT: 33 EXT: 45/55 COMP: 84	SL / CL	INT: 46 EXT: 58/68 COMP: 80
ORIG. 667.323.0485		ORIG. 309.326.0281		ORIG. 667.326.0181	

	BM705 BUCHA ESTABILIZADOR 709/912/914/ - TRASEIRO		BM706 BUCHA AMORTECEDOR 608 D. C/ TUBO		BM707 BUCHA AMORTECEDOR 608 D. S/ TUBO
SL / CL ORIG: 668326.0181	INT: 40 EXT: 58/68 COMP: 80	SL / CL ORIG: 000323.0185	INT: 14 EXT: 33 COMP: 30	SL / CL ORIG: 000323.0185	INT: 16 EXT: 33 COMP: 30
	BM708 BUCHA AMORTECEDOR DT. S/ TUBO 1113/1313/1314/1316 1513/1516		BM709 BUCHA AMORTECEDOR DT. C/ TUBO 1113/1313/1314/1316/1513		BM710 BUCHA AMORTECEDOR TR. S/ TUBO 1113/1313/1314/1316/1513
SL / CL ORIG: 000323.0585	INT: 20 EXT: 39 COMP: 42	SL / CL ORIG: 000323.0585	INT: 16 EXT: 39 COMP: 42	SL / CL ORIG: 000323.0785	INT: 25 EXT: 57 COMP: 40
	BM711 BUCHA AMORTECEDOR DT/TR O364/O370/O371 BUCHA ESTAB. SUSP O355		BM712 BUCHA AMORTECEDOR TR. INFERIOR (MÉDIA) O364/O370/O371		BM713 BUCHA AMORTECEDOR TR. SUPERIOR (MENOR) O364/O370/O371
SL / CL ORIG: 320323.0044	INT: 34 EXT: 63/70 COMP: 36	SL / CL ORIG: 307323.0044	INT: 22/24 EXT: 62 COMP: 24	SL / CL	INT: 18 EXT: 50 COMP: 28



Reciclar é proteger a vida!

VENDAS

 (32) 99817-5588

 (32) 3571-1890
























 (32) 3571-2370






















arteborrachasltda@hotmail.com

artebor@rdfn.net.br
























www.arteborrachas.com.br

























	BM719 BATENTE SUSPENSÃO DIANTEIRA OF: 1318/1618/1620		BM721 BUCHA MOLA CABINE BICUDO 1620... SIMPLES		BM722 BUCHA MOLA CABINE BICUDO C/ TUBO (COMPLETA)
SL		SL / CL	INT: 22 EXT: 39,5 COMP: 25	SL / CL	INT: 13 EXT: 39,5 COMP: 50
	BM723 BUCHA ESTABILIZADOR INTERNA 1113/1313/2013		BM724 BUCHA ESTABILIZADOR EXTERNA 1113/1313/2013		BM725 BUCHA ESTABILIZADOR DIANTEIRO ÔNIBUS OF: 1313
SL ORIG: 3603230085	INT: 39 EXT: 56/59 COMP: 36	SL ORIG: 3603230151	INT: 39 EXT: 54/64 COMP: 22	SL ORIG: 0003230460	INT: 19,5 EXT: 35 COMP: 16
	BM726 BUCHA DA ALGEMA ESTABILIZADOR TR. ÔNIBUS: OF: 1313		BM727 ARRUELA BORRACHA ESTABILIZADOR TR. ÔNIBUS - OF: 1313		BM728 BUCHA BIPARTIDA BARRA ESTAB. DT. OF: 1113/1313/1315/1318 CAMINHÕES: 1313 A 2219 C/ TUBO
SL ORIG: 3523260460	INT: 19 EXT: 57 COMP: 40	SL / CL ORIG: 0003560560	INT: 19,5 EXT: 70 COMP: 7	SL ORIG: 3603230869	INT: 20 EXT: 36

	BM729 BUCHA BIPARTIDA BARRA ESTAB. TR. OF: 1113/1313/1315/1318 CAMINHÕES: 1313 A 2219		BM730 BUCHA BARRA ESTAB. TRASEIRA OF: 1315/1313/1314/1113 OF: 1318 ARG.		BM731 BUCHA BARRA ESTAB. SUPERIOR PARTE DT. 1630/1935/1941/2325 2635
SL ORIG: 3503230869	INT: 35	SL ORIG: 3523260081	A: INT. MAIOR: 45 B: INT. MENOR: 34	SL / CL ORIG: 0003232120	INT: 31 EXT: 44 COMP: 27
	BM732 BUCHA BARRA ESTAB. INFERIOR PARTE DT. 1630/1935/1941/2325 2635		BM733 BUCHA SUP. BARRA ESTABILIZADORA TR. 1630/1935/1941...		BM734 BUCHA INF. BARRA ESTABILIZADORA TR. 1630/1935/1941
SL ORIG: 6203230250	INT: 24 EXT: 35 COMP: 26	SL ORIG: 3873260050	INT: 38 EXT: 50 COMP: 27	SL ORIG: 0003260650	INT: 31 EXT: 44 COMP: 37
	BM735 BUCHA BARRA ESTAB. TR. (PARTE MENOR) OF: 1113/1313/1314/1315 1318 (ARGENTINO)		BM736 BUCHA ESTABILIZADOR DA SUSPENSÃO O 370 / O 371		BM737 BUCHA ESTABILIZADOR DA SUSPENSÃO BUCHA BRAÇO TENSOR O 370 / O 371
SL / CL ORIG: 3523260181	INT: 29 EXT: 74	SL ORIG: 3643337164	INT: 54 EXT: 81,5 COMP: 40	SL ORIG: 3643337164	INT: 54 EXT: 83 COMP: 42
	VENDAS (32) 99817-5588 (32) 3571-1890 (32) 3571-2370 arteborrachasltda@hotmail.com artebor@rdnet.com.br www.arteborrachas.com.br	<h1>FORD</h1>			BM739 JOGO BUCHAS TENSOR SUSPENSÃO DT F1000 / F100 (69 EM DIANTE)
				SL / CL ORIG: C5TZ3:B203.C	INT: 21 EXT: 53 COMP: 85
	BM740 JOGO BUCHAS TENSOR SUSPENSÃO DIANTEIRA F1000 / F4000 (MODERNA)		BM741 BUCHA TENSOR SUSPENSÃO DIANTEIRA F350 / F4000 (ANTIGA)		BM742 BUCHA ESTABILIZADOR DIANTEIRO F1000/F4000
SL / CL ORIG: 3523260181	INT: 22 EXT: 54/66 COMP: 70	SL / CL ORIG: C7TZ3.B203.A	INT: 22 EXT: 56 COMP: 44	SL ORIG: 3643337164	INT: 24
	BM743 BUCHA ESTABILIZADOR TRASEIRO F1000		VENDAS (32) 99817-5588 (32) 3571-1890 (32) 3571-2370 arteborrachasltda@hotmail.com artebor@rdnet.com.br www.arteborrachas.com.br		BM745 BUCHA DO JUMELO INFERIOR PAMPA
SL ORIG: 3523260181				SL ORIG: BEZD5719B	INT: 13 EXT: 25 COMP: 41
	BM746 BUCHA DO JUMELO SUPERIOR PAMPA		BM747 BUCHA AMORTECEDOR C/ TUBO F100/F350/F1000/F2000		BM748 BUCHA AMORTECEDOR DT. INFERIOR C/ TUBO F4000
SL ORIG: BEZD5A546A	INT: 13 EXT: 30 COMP: 40	SL / CL ORIG: BDZ618197A	INT: 18 EXT: 31 COMP: 31	SL / CL ORIG: 3643337164	INT: 18 EXT: 31 COMP: 32
	BM749 BUCHA AMORTECEDOR TRASEIRO C/ TUBO F4000		BM750 BUCHA AMORTECEDOR TR. INFERIOR F4000		BM751 BUCHA AMORTECEDOR F600
SL / CL ORIG: 3523260181	INT: 18 EXT: 39 COMP: 38	SL / CL ORIG: 3643337164	INT: 18 EXT: 31/37 COMP: 23	SL / CL ORIG: 3643337164	INT: 18 EXT: 32/38 COMP: 21

	BM752 BUCHA AMORTECEDOR FORD CARGO INT: 25 EXT: 37/47 COMP: 25		BM753 BUCHA AMORTECEDOR DT / TR SUPERIOR PAMPA / F1000 INT: 11 EXT: 32 COMP: 20		BM754 BUCHA MOLA TR. RANGER - PARTE DT. (MENOR)
SL / CL ORIG: IT18197A		SL / CL ORIG: 1500939		SL ORIG: T11511181	
	BM755 BUCHA MOLA TR. RANGER PARTE TR. (MAIOR)	V W			BM756 BUCHA MOLA DT. BIPARTIDA VW: 14210/16210/22140 22160 INT: 18 EXT: 54 COMP: 105
SL ORIG: T11411171A				SL / CL ORIG: T11511181	
	BM757 BUCHA MOLA DT. BIPARTIDA. VW: 6.80/6.90/7.90/7110 11130/11140 INT: 16 EXT: 48 COMP: 92		BM758 BUCHA BARRA ESTAB. DT. C/ TUBO - BIPARTIDA VW: 6.80 / 6.90 / 7.90 / 7110 CARRETEL INT: 12 EXT: 30 COMP: 31		BM759 BUCHA BARRA ESTAB. TRASEIRA VW: 680/6.90/7.90/7110 INT: 30 EXT: 56 COMP: 56
SL ORIG: T11411171A		SL ORIG: TAD511353		SL ORIG: 600511413A	
	BM760 BUCHA DA BARRA ESTABILIZADORA TR. VW INT: 32 EXT: 56 COMP: 56		BM761 BUCHA DA BARRA ESTABILIZADORA TR. VW INT: 40 EXT: 56 COMP: 56		BM762 BUCHA MANCAL BARRA ESTABILIZADORA TR. VW:11130/12140/14140 FORD CARGO INT: 50 EXT: 73 COMP: 63
SL ORIG: T11411171A		SL ORIG: TAD511353		SL ORIG: T13511413A	
	BM763 BUCHA MANCAL BARRA ESTABILIZADORA TR. VW: 11130/12140/14140 INT: 30 EXT: 56 COMP: 65		BM764 BUCHA DA BARRA ESTABILIZADORA DT. VW: 680/690/790/7110 INT: 27 COMP: 50		BM765 BATENTE SUSPENSÃO DT. FORD CARGO VW: 280/7100/8140 INT: 13/26 EXT: 73 COMP: 90
SL ORIG: T0 411.041		SL / CL ORIG: T0 411.041		SL ORIG: TAP 411.111	
	BM766 ISOLADOR DA BARRA ESTABILIZADORA D.T. VW 11130/13130... INT: 37 EXT: 53/55 COMP: 66		BM767 ISOLADOR DA BARRA ESTABILIZADORA D.T. VW 16170/1620/ONIBUS: 16180 FORD CARGO INT: 43 EXT: 58/63 COMP: 69		BM768 BUCHA SUP. TIRANTE BARRA ESTABILIZADORA VW: 12140/12170/13130 14220 FORD CARGO INT: 21 EXT: 61 COMP: 18
SL ORIG: 4193055		SL ORIG: TAR.411.041		SL ORIG: 2SL411071	
	BM769 BUCHA INF. TIRANTE BARRA ESTABILIZADORA VW: 12140/16170/12170/ 13130/14150/16220 FORD CARGO INT: 21 EXT: 61 COMP: 28		BM770 BUCHA AMORTECEDOR DT/INFERIOR VW. 6.90/7.90/7110/11130/13130 11140/14140/14210/16210 INT: 21,5 EXT: 26,5 COMP: 22		BM771 BUCHA AMORTECEDOR DT/SUPERIOR S/ TUBO VW: 6.90/7.90/7110... INT: 20 EXT: 40 COMP: 42
SL ORIG: 2SL.411.071A		SL ORIG: T11.413.441A		SL ORIG: T11.413.441A	
	BM772 BUCHA AMORTECEDOR DT. SUPERIOR C/ TUBO VW: 790S / 7110S INT: 16 EXT: 40 COMP: 42	CHEVROLET		ARTE BORRACHAS FORTE COM FORÇA Resistência e proteção a vida!	
SL ORIG: T11413435A		SL		VENDAS ☎ (32) 99817-5588 ☎ (32) 3571-1890 ☎ (32) 3571-2370 ✉ arteborrachas Ltda@hotmail.com ✉ artebor@rdfnet.com.br www.arteborrachas.com.br	

 <p>VENIDAS (32) 99817-5588 (32) 3571-1890 (32) 3571-2370 arteborrachasltda@hotmail.com artebor@rdfnet.com.br www.arteborrachas.com.br</p>	 <p>BM775 BUCHA AMORTECEDOR TR/INFERIOR / C/ TUBO S10 (95...)</p> <p>INT: 21 EXT: 33 / 38 COMP: 40</p> <p>SL ORIG. 93212826</p>	 <p>BM776 BUCHA AMORTECEDOR DT. / TR. C/ TUBO A10 / C10 / D10</p> <p>INT: 16 EXT: 30 COMP: 23</p> <p>SL / CL ORIG. 7363894</p>	
 <p>BM777 BUCHA AMORTECEDOR DT. / TR. C/ TUBO D20 (93...)</p> <p>INT: 18 EXT: 31 COMP: 33</p> <p>SL / CL</p>	<h1>TOYOTA</h1>		 <p>BM778 BUCHA DA MOLA TR: TOYOTA MODERNA (MAIOR)</p> <p>INT: 18 EXT: 39 COMP: 44</p> <p>SL ORIG. 9038598002</p>
 <p>BM779 BUCHA DA MOLA DT. TOYOTA MODERNA (MENOR)</p> <p>INT: 18 EXT: 34 COMP: 44</p> <p>SL ORIG. 9038598001</p>	 <p>BM780 BUCHA AMORTECEDOR TOYOTA</p> <p>INT: 15 EXT: 30 COMP: 20</p> <p>SL / CL ORIG. 9002385010</p>	 <p>BM781 BUCHA DA BARRA ESTABILIZADORA DT. TOYOTA</p> <p>INT: 21,5 EXT: 39 COMP: 40</p> <p>SL ORIG. 4881598001</p>	
 <p>BM782 BUCHA MOLA TR. TOYOTA HILUX (CURTA)</p> <p>INT: 18 EXT: 39,5 COMP: 36</p> <p>SL</p>	 <p>BM783 BUCHA MOLA TOYOTA HILUX LONGA</p> <p>INT: 18 EXT: 39,5 COMP: 46</p> <p>SL</p>	 <p>BM784 BUCHA MOLA TR. TOYOTA LAND CRUIZER</p> <p>INT: 21 EXT: 39 COMP: 44</p> <p>SL</p>	
<h1>TOPIC BESTA H100</h1>		 <p>VENIDAS (32) 99817-5588 (32) 3571-1890 (32) 3571-2370 arteborrachasltda@hotmail.com artebor@rdfnet.com.br www.arteborrachas.com.br</p>	 <p>BM786 BUCHA TENSOR DT. TOPIC / BESTA</p> <p>INT: 22 EXT: 53 COMP: 44</p> <p>SL</p>
 <p>BM787 BUCHA ESTABILIZADOR TOPIC DIANTEIRO</p> <p>INT: 22 EXT: 31/39 COMP: 38</p> <p>SL</p>	 <p>BM788 BUCHA DO JUMELO TOPIC TRASEIRO (MAIOR)</p> <p>INT: 20 EXT: 40 COMP: 40</p> <p>SL</p>	 <p>BM789 BUCHA DO JUMELO TOPIC DIANTEIRO (MENOR)</p> <p>INT: 18 EXT: 32,5 COMP: 42</p> <p>SL</p>	
 <p>BM790 BUCHA SILENCIOSA MOLA BESTA</p> <p>INT: 18 EXT: 48 COMP: 70</p> <p>SL</p>	 <p>VENIDAS (32) 99817-5588 (32) 3571-1890 (32) 3571-2370 arteborrachasltda@hotmail.com artebor@rdfnet.com.br www.arteborrachas.com.br</p>		
 <p>BM792 BUCHA MOLA BESTA TRASEIRA (MAIOR)</p> <p>INT: 19,5 EXT: 40 COMP: 40</p> <p>SL</p>	 <p>BM793 BUCHA JUMELO BESTA DIANTEIRO (MENOR)</p> <p>INT: 18 EXT: 31,5 COMP: 39</p> <p>SL</p>	 <p>BM795 BUCHA TENSOR DT. H100</p> <p>INT: 21 / 27 EXT: 59 COMP: 27</p> <p>SL</p>	

	BM796 BUCHA ESTABILIZADOR H100 DIANTEIRO INT: 28 EXT: 37 COMP: 37		BM797 BUCHA DO JUMELO H100 TRASEIRO INT: 16 EXT: 28 COMP: 50		BM798 BUCHA DO JUMELO H100 DIANTEIRO (CURTA) INT: 16 EXT: 28 COMP: 40
SL		SL		SL	
	BM799 BUCHA AMORTECEDOR TOPIC / BESTA INT: 15 EXT: 38 COMP: 26		BM800 BUCHA AMORTECEDOR H100 INT: 14 EXT: 26 COMP: 24		BM801 BUCHA SILENCIOSA MOLA BESTA GS INT: 14 EXT: 53 COMP: 70
SL		SL / CL		SL	
	BM802 BUCHA TENSOR TAWER DIANTEIRO INT: 15 EXT: 38 COMP: 26	SPRINTER VOLARE E OUTROS			BM803 BUCHA MOLA TR PARTE DT BIPARTIDA SPRINTER (MAIOR) INT: 12 EXT: 47 COMP: 80
SL / CL				SL	
	BM804 BUCHA MOLA TR. PARTE TR. BIPARTIDA SPRINTER (MENOR) INT: 12 EXT: 47 COMP: 80		BM805 BUCHA BIELETA DT. SPRINTER INT: 14 EXT: 26 COMP: 24		BM806 BUCHA AMORTECEDOR SPRINTER TRASEIRO INT: 15,5 EXT: 32 COMP: 32
SL		SL		SL / CL	
	BM807 BUCHA ESTABILIZADOR SPRINTER TRASEIRO INT: 22 EXT: 33/37 COMP: 38		BM808 BUCHA ESTABILIZADOR SPRINTER DIANTEIRO INT: 25 EXT: 31/40 COMP: 32		BM809 BUCHA DA MOLA VOLARE C/ TUBO IGUAL MOLA VW 690 INT: 16 EXT: 48 COMP: 91
SL		SL		SL	
	BM810 BUCHA ESTABILIZADOR VOLARE DIANTEIRO INT: 26 COMP: 50		BM811 BUCHA ESTABILIZADOR TR. PARTE DIANTEIRA VOLARE (CARRETEL MENOR) INT: 13 EXT: 29 COMP: 31		BM812 BUCHA ESTABILIZADOR TR. PARTE TRASEIRA VOLARE (CARRETEL MAIOR) INT: 14,5 EXT: 36 COMP: 53
SL		SL		SL	
	BM813 BUCHA AMORTECEDOR VOLARE TR (TODOS) INT: 15 EXT: 38 COMP: 26		BM814 BUCHA AMORTECEDOR VOLARE DT. (INFERIOR) INT: 14 EXT: 26 COMP: 24		BM815 BUCHA AMORTECEDOR VOLARE DT. (SUPERIOR) INT: 14,5 EXT: 36 COMP: 53
SL		SL		SL	
	BM816 BUCHA ESTABILIZADOR DT. PARTE TRASEIRA VOLARE INT: 26 EXT: 56 COMP: 52		BM817 BUCHA ESTABILIZADOR DT. PARTE TRASEIRA VOLARE INT: 30 EXT: 56 COMP: 52		BM818 BUCHA ESTABILIZADOR DT. PARTE TRASEIRA INT: 32 EXT: 56 COMP: 52
SL		SL		SL	

	BM819 BUCHA ESTABILIZADOR DT PARTE TRASEIRA VOLARE INT: 36 EXT: 56 COMP: 52		BM820 BUCHA ESTABILIZADOR DT. PARTE TRASEIRA VOLARE INT: 40 EXT: 56 COMP: 52		VENDAS (32) 99817-5588 (32) 3571-1890 (32) 3571-2370 arteborrachasitda@hotmail.com artebor@rdfnet.com.br www.arteborrachas.com.br
SL		SL			
	VENDAS (32) 99817-5588 (32) 3571-1890 (32) 3571-2370 arteborrachasitda@hotmail.com artebor@rdfnet.com.br www.arteborrachas.com.br		BM823 BUCHA DO JUMELO SUZUC INT: 12 EXT: 30 COMP: 33		BM824 BUCHA DO JUMELO TRAFIC TRASEIRO INT: 18 EXT: 34 COMP: 50
		SL		SL	
	BM825 BUCHA DO TENSOR L200 L300 DIANTEIRO INT: 24 EXT: 63 COMP: 36		BM826 BUCHA ESTABILIZADOR L300 DIANTEIRO INT: 25 EXT: 35 COMP: 40		BM827 BUCHA DA BIELETA BESTA GS / L200 L300 / TOPIC / BESTA INT: 10 EXT: 26 COMP: 16
SL		SL		SL / CL	
	BM828 BUCHA DO JUMELO JEEP (LONGA) INT: 12,5 EXT: 22 COMP: 34		BM829 BUCHA JUMELO JEEP (CURTA) INT: 12,5 EXT: 22 COMP: 29		BM830 BUCHA AMORTECEDOR JEEP (DIVIDIDA) INT: 16 EXT: 31 COMP: 17
SL		SL		SL / CL	
	BM831 BUCHA AMORTECEDOR JEEP (COMPLETA) C/TUBO INT: 16 EXT: 31 COMP: 34		BM832 CALÇO CARROCERIA JEEP INT: 10 EXT: 46 COMP: 25		BM833 CALÇO CARROCERIA JEEP (ESPECIAL) INT: 10 10 10 EXT: 56 56 56 COMP: 30 40 50
SL / CL		SL / CL		SL / CL	
	BM834 BUCHA AMORTECEDOR SCÂNIA DT. INFERIOR L 75 / L76 / 110 / 111 / 112 R112 INT: 21,5 EXT: 35 / 44 COMP: 24 ORIG: 241922		BM835 BUCHA AMORTECEDOR SCÂNIA DT. INFERIOR T 113 / 142 / 143 R113 / 142 / 143 K 112 INT: 22 EXT: 36 / 49 COMP: 25		BM836 BUCHA AMORTECEDOR SCÂNIA DT SUPERIOR T. 113 / 142 / 143 R112... K112... INT: 21 EXT: 54 COMP: 54
SL / CL		SL / CL		SL / CL	
	BM837 BUCHA AMORTECEDOR SCÂNIA (ÔNIBUS) K112 / 113 F112 / 113 INT: 20 EXT: 55 COMP: 33 ORIG: 535447		BM838 BUCHA DA BARRA ESTABILIZADORA DT. VOLVO INT: 39 EXT: 55 COMP: 50 ORIG: 1611551		BM839 BUCHA DA BARRA ESTABILIZADORA DT. VOLVO (SUPERIOR) NL. 10 / NL:12 INT: 25 EXT: 35 COMP: 22 ORIG: 1589807
SL		SL		SL	
	BM840 BUCHA AMORTECEDOR VOLVO SUPERIOR INT: 21,5 EXT: 57 COMP: 21		BM841 BUCHA AMORTECEDOR VOLVO INFERIOR E ESTABILIZADOR DUPLA INT: 25 EXT: 39/50 COMP: 56 SIMPLES INT: 25 EXT: 39/50 COMP: 28		BM842 BUCHA ESTABILIZADOR VOLVO (TRASEIRO) NL10 / NL12 INT: 49 EXT: 90 COMP: 88
SL		SL / CL		SL	